

EC / DC axial fans

Ø 300-385 mm



Material/surface

- Housing and Impeller: PA66 plastic, black

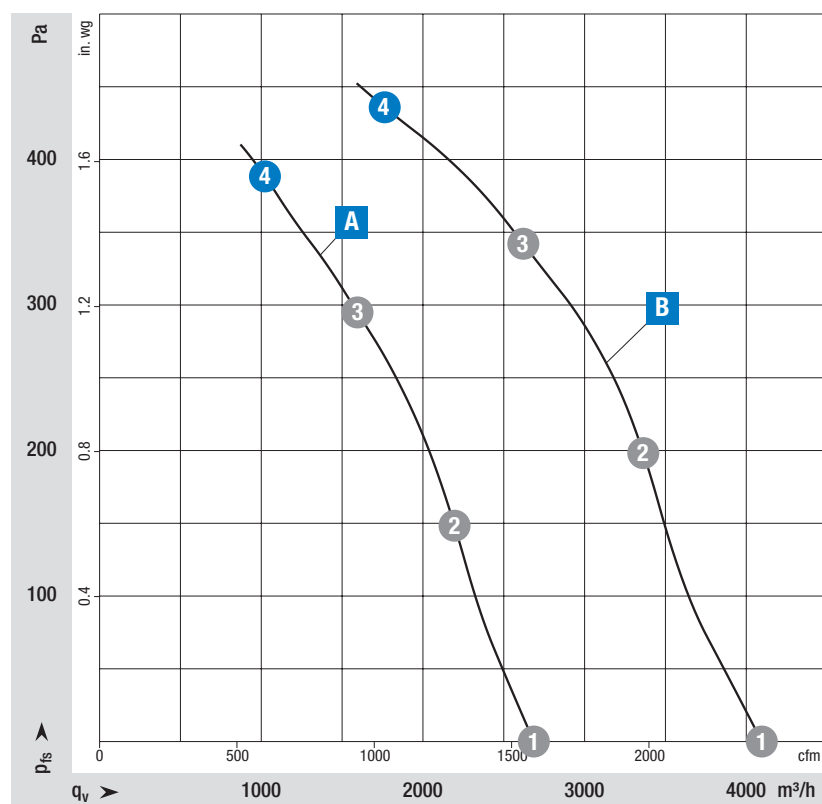
Mechanical data

- Direction of rotation: Clockwise viewed toward rotor
- Direction of air flow: "V" (sucking over rotor)
- Mode: Continuous operation (S1)
- Mounting: Maintenance-free ball bearings
- Cable exit: lateral

Standards and approvals

- Conformity with standards: see page 6
- Approvals: EAC

on Page 76	Drawings
on Page 192	Connection diagrams and technical features
on Page 204	Technical parameters & scope
More at	www.ebmpapst.com




Measuring requirements

Air performance measured according to: ISO 5801, installation category A, without contact protection.
 Intake-side sound level: L_{wA} according to ISO 13347, L_pA measured at 1 m distance from fan axis. The values given are only applicable under the specified measuring conditions and may differ depending on the installation conditions. In the event of deviation from the standard configuration, the parameters must be checked in installed condition.

Curve	Operating point	Nominal voltage	Speed n	Max. Input power P_{ed}	Max. Input current I	Sound power level L_{wA}	Protection class	Installation position	Perm. ambient temp.	Degree of protection	Insulation class	Conn. diagram
		VDC	rpm	W	A	dB(A)			°C			
Voltage range 16-32 V DC												
A	①	24	3350	230	9,00	83	III	Any	-40..+85	Motor: IP 24 KM Electr.: IP 66/69 K	B	BA3)
	②	24	3350	277	10,7	84						
	③	24	3350	341	13,1	84						
	④	24	3350	379	14,6	87						
B	①	24	3140	450	17,7	88	III	Any	-40..+70	Motor: IP 24 KM Electr.: IP 66/69 K	B	BA4)
	②	24	3126	562	22,6	88						
	③	24	3059	622	25,2	88						
	④	24	2959	649	26,3	89						

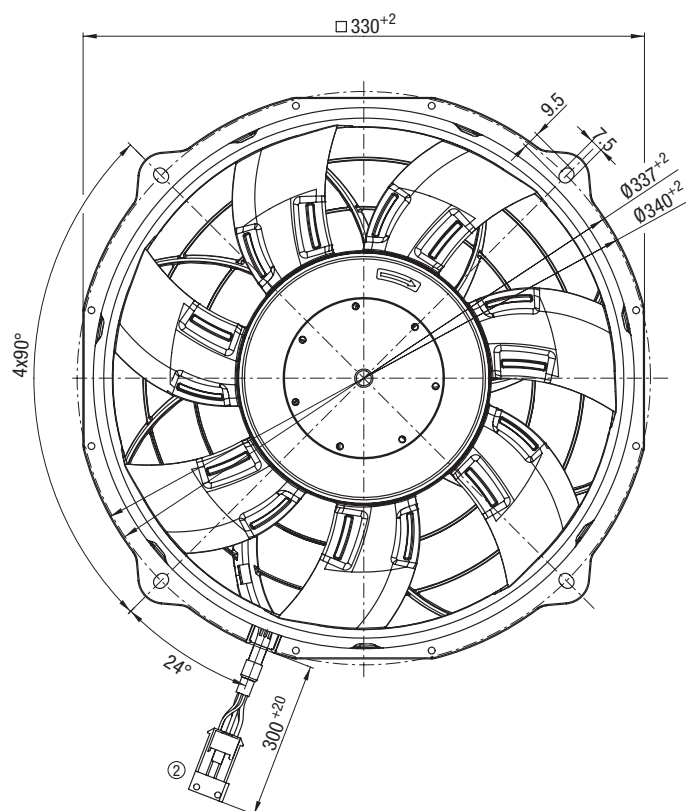
Values set in blue are nominal data at operating point with maximum load.

Subject to change

Curve		
	Axial fan	
	Part number	Weight
		kg
A	W3G300BV2582	2,00
B	W3G385CT6581	3,10

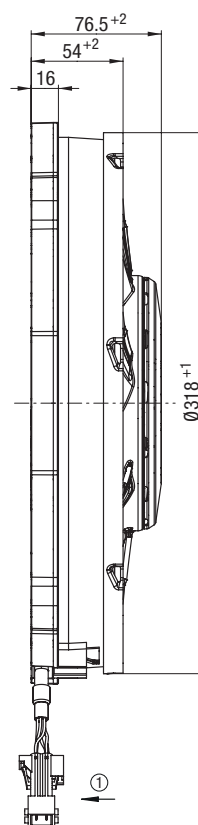
A W3G300BV2582 (Axial fan)

Dimensions in mm



① Direction of air flow: "V"

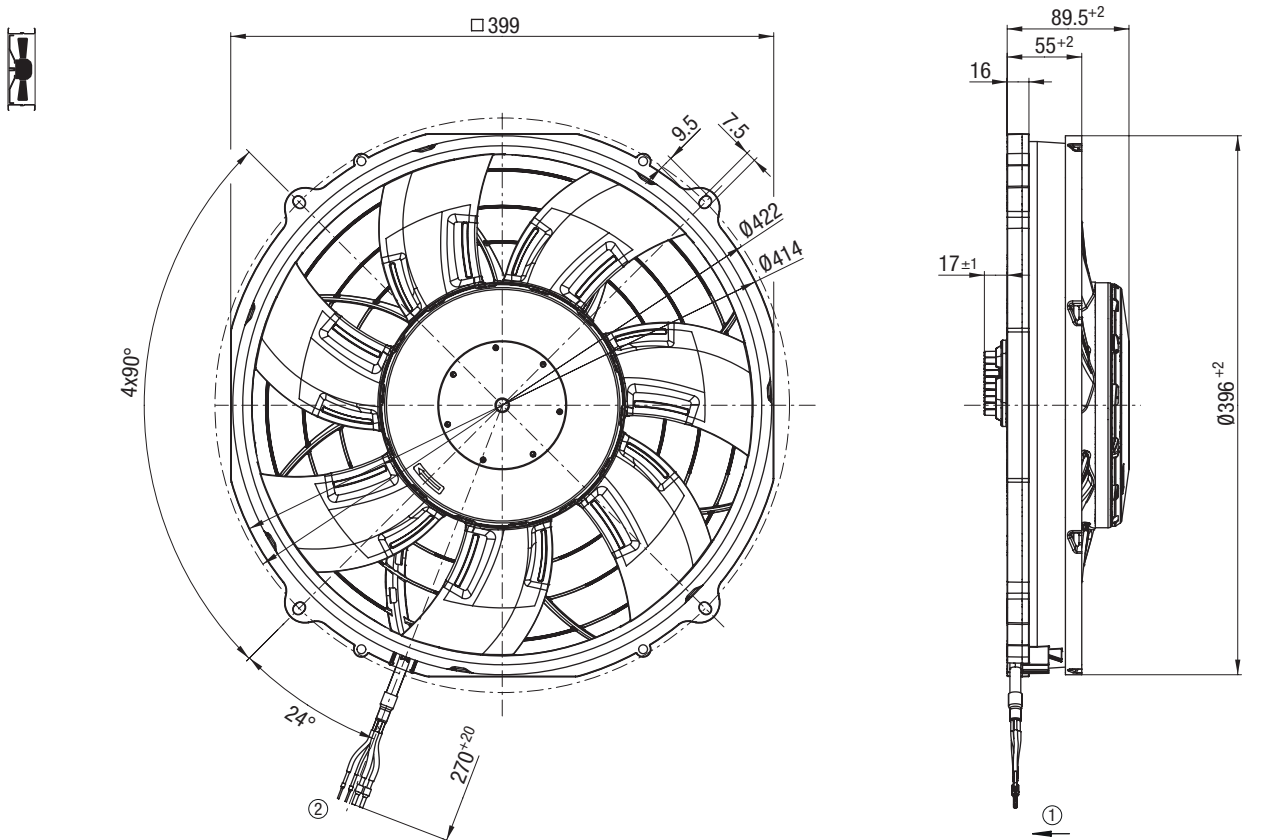
② Cable: with plug tyco Junior Power Timer 1-962349-1, 6-pole, coded
Mating plug tyco 1-962312-1 not included in scope of delivery



Pin assignment: see connection diagram

B W3G385CT6581 (Axial fan)

Dimensions in mm



① Direction of air flow: "V"

② Cable (halogen-free):

BETAtans[®] 3 GKW 6 mm², 2x crimped ferrules (brown, black)BETAtans[®] GKW R 1.0 mm², 2x crimped ferrules (yellow, white)

Pin assignment: see connection diagram